



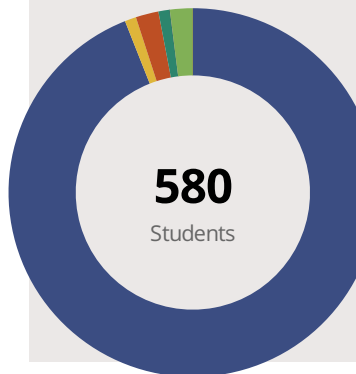
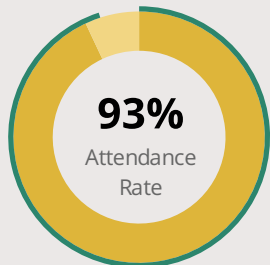
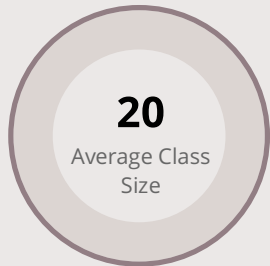
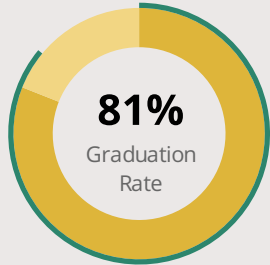
OLYMPIA HIGH SCHOOL

7832 N 100 EAST RD STANFORD, IL 61774 9494 (309) 379-5911

Grades: 9-12
District: OLYMPIA CUSD 16

Principal: Mr.Ed Jodlowski
Superintendent: Dr.Andrew Wise

FAST FACTS



College Readiness

Graduation Rate

Percentage of students who graduate within 4 years



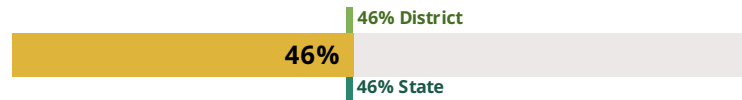
Post-Secondary Enrollment

Percentage of students who enroll at colleges and universities



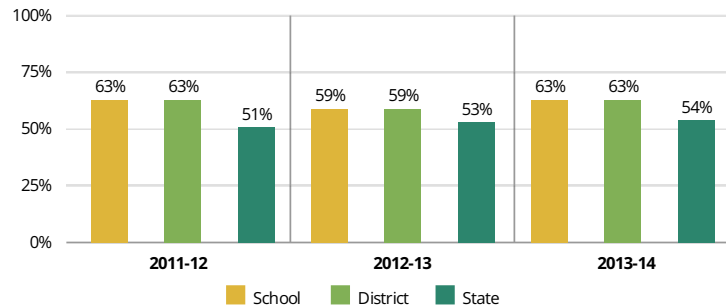
Ready for College Coursework

Percentage of students who meet or exceed ACT college readiness benchmarks



Academic Success

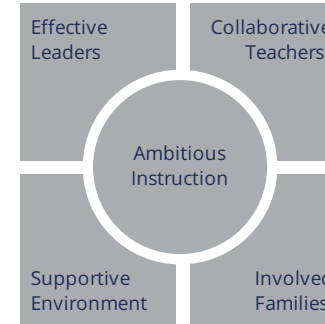
The percentage of students who meet or exceed standards on the Prairie State Achievement Exam (PSAE).



Student Characteristics

White	94%	Low Income	36%
Black	1%	English Learners	0%
Hispanic	2%	With Disabilities	15%
Asian	1%	Homeless	1%
American Indian	0%		
Multiracial	2%		
Pacific Islander	0%		

School Environment



The **5Essentials Survey** allows students in grades 6-12 and all teachers to share their perspectives on essential conditions for learning. The anonymous survey consists of 5 components.

- Most implementation
- More implementation
- Average implementation
- Less implementation
- Least implementation
- Not Applicable/Low Response

Response Rates

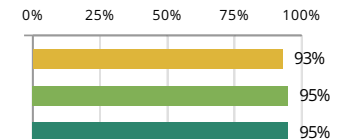
Students	-
Teachers	-

- **Effective Leaders**
Do principals and teachers implement a shared vision for success?
- **Collaborative Teachers**
Do teachers collaborate to promote professional growth?
- **Ambitious Instruction**
Are the classes challenging and engaging?
- **Supportive Environment**
Is the school safe, demanding, and supportive?
- **Involved Families**
Does the entire staff build strong external relationships?

Student Attendance and Mobility

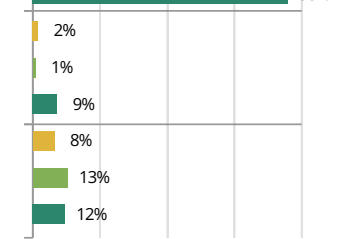
Attendance Rate

Rate at which students are present, not including excused or unexcused absences



Chronic Truancy Rate

Percentage of students who have been absent without valid reasons for 5% or more of regular school days



Student Mobility

Percentage of students who transfer in or out of the school during the school year, not including graduates





OLYMPIA HIGH SCHOOL

School Highlights

Academic Courses

AP Biology, AP Calculus AB, AP English Literature and Composition, AP Environmental Science, AP German Language, AP German Language, AP Spanish Language, AP Spanish Language, AP United States History, Art I, Band, Ceramics, Choir, Communication Technology, Construction Trades I, Drawing and Design, Educational Methodology, Germanic Language I, Germanic Language II, Germanic Language III, Germanic Language IV, Photography, Spanish I, Spanish I-II, Spanish I-III, Spanish I-IV

Physical Education, Health and Wellness

Health Education Courses, Weight Lifting/Toning, Wellness Physical Education

Other Programs and Activities

8-9th Grade Transition Workshops, Art Club, Auditorium Tech Crew, Career Education Events, Chess Club, Drama/Theatre, Forensics/Speech Teams, Language Clubs, Marching Band, Mentoring Program, National Honor Society, Newspaper, Religious Partnerships, Scholastic Bowl, Student Council/Government, Success Club (After School Tutoring & Supplemental Instruction-fresh/soph p, Teens United of McLean County, Tutoring Program, Yearbook Club

School Awards

3rd Annual AP Honor Roll School (2013), 3rd Place State Boy's Hurdles, 5th Place State Wrestling-182 lbs., 7th Place State Boy's 2 Mile Relay, Chorus-Two Students Selected to NafME All-National Honor Ensemble, One AP Scholar with Distinction, One AP Scholar with Honors, Silver Medal Best High School - U.S. News & World Report (2013), Speech-Two Individual Events State Finalists, State Champion in Boy's Pole Vault, State Medalist Boy's Cross Country, State Medalist Girl's Cross Country, Two AP...

Career Development Courses and Programs

Accounting II, Accounting I, Advanced Marketing, Agricultural Business Management, Agricultural Communications, Agricultural Cooperative Education, Agricultural Mechanics and Technology, Basic Agricultural Science, Biological Science Applications in Agriculture - Plants, Business and Technology Concepts, Child Development and Parenting, Communication Technology, Computer Concepts and Software Applications, Computer Operations and Programming I, Cooperative Education, Drafting, Early Childhood...

Athletics

Boy's Baseball, Boy's Basketball, Boy's Cross Country, Boy's Football, Boy's Golf, Boy's Soccer, Boy's Swimming & Diving, Boy's Track & Field, Boy's Wrestling, Color Guard, Conditioning and Fitness Classes, Girl's Basketball, Girl's Cheerleading, Girl's Cross Country, Girl's Golf, Girl's Soccer, Girl's Softball, Girl's Swimming & Diving, Girl's Track & Field, Girl's Volleyball

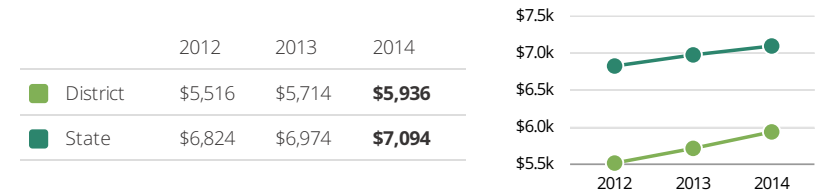
School Personnel Resources

Paraprofessional

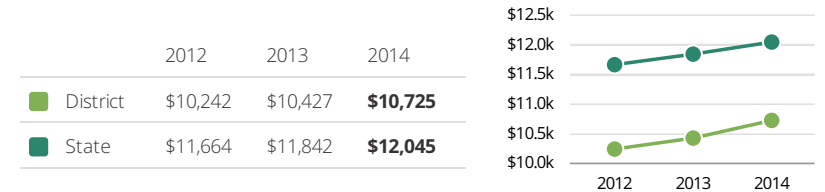
Facilities

District Finance

Instructional Spending per Pupil includes only the activities directly dealing with the teaching of students or the interaction between teachers and students.



Operational Spending per Pupil includes all costs for overall operations in this school's district, including Instructional Spending, but excluding summer school, adult education, capital expenditures, and long-term debt payments.



Educator Measures

In the last six years, **4 principals** have led this school. In the last three years, an average of **87% of teachers** return to this school from one year to the next.

Measures of teacher attendance and proficiency will be added to this report in 2015.

FOR MORE INFORMATION

Visit IllinoisReportCard.com to see additional details about each item of information for this school. There you will find charts spanning multiple years, detailed explanations, resources, more of the school's programs and activities, and powerful tools that let you dig deeper into data.

Most of this data has been collected by ISBE from school districts through data systems. Some information, such as the School Highlights, is entered directly by principals and can be updated throughout the year.